

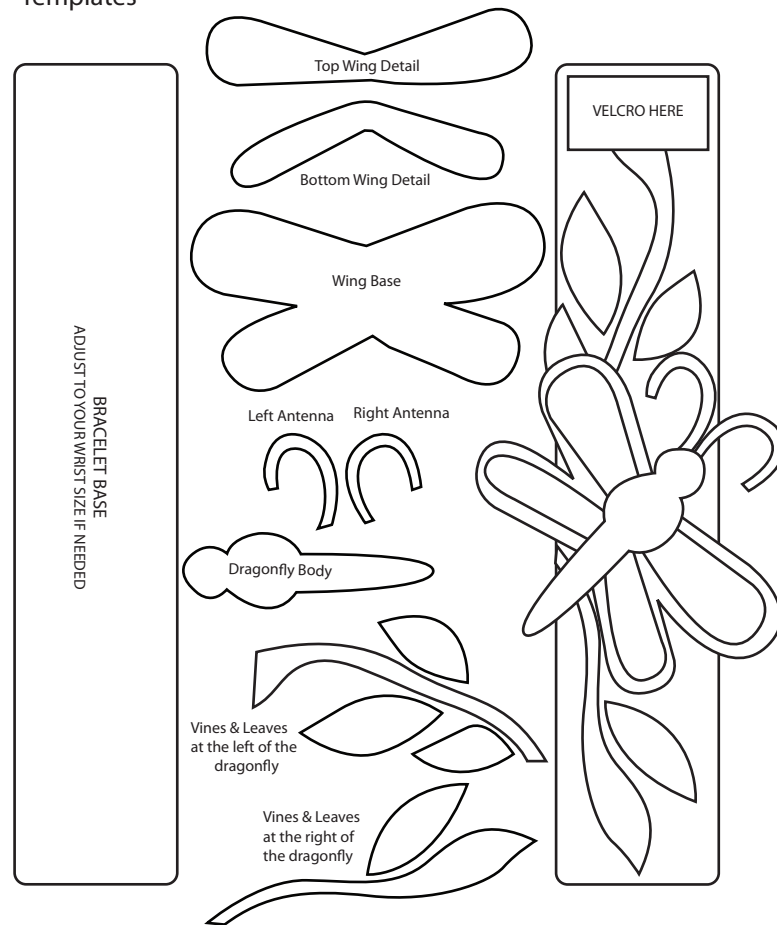
craft with Jo-Ann

whimsical craft foam bracelets

skill level 1



DRAGONFLY BRACELET Templates

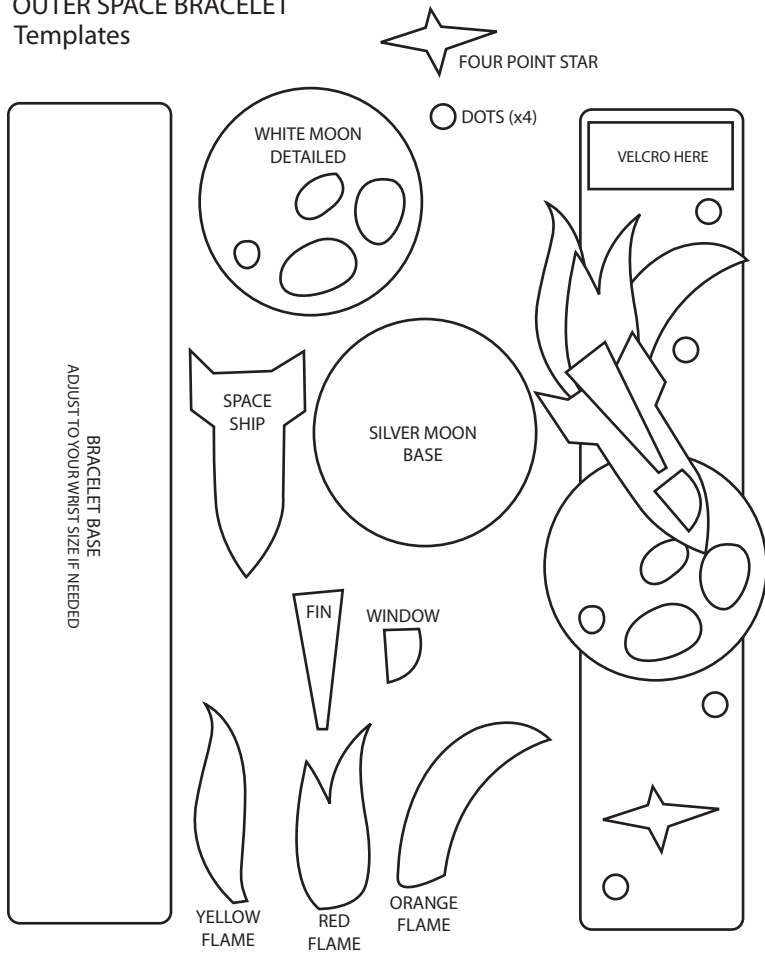


more projects, tips & techniques at Joann.com®


free

Enlarge templates 200%.

OUTER SPACE BRACELET
Templates



SUNNY SKIES BRACELET
Templates



SUPPLIES & TOOLS: For all bracelet designs.

- Foamies® glitter craft foam sheets
- Foamies® craft foam sheets
- Aleene's® Original Tacky Glue®
- Scissors
- Velcro® brand sticky-back hook-&-loop fastener
- Tape measure

BASIC DIRECTIONS:

1. Measure around wrist. Cut a piece of Foamies® glitter craft foam for the bracelet band. Cut the band 1" longer than the wrist measurement.
2. Cut out craft foam shapes and figures. Refer to the photos. Arrange pieces on top of the bracelet band. Create a background layer with a center focal piece, like a watch face.
3. Once everything is in position, glue the background pieces to the band. Glue the center pieces together to make the focal piece. Put a dab of glue in the center on the back of the focal piece. Spread the glue around in a 1" circle. Adhere focal piece to the center of the band. Note: Do not apply glue to the whole back of the focal piece or the bracelet band won't bend around the wrist. Allow glue to dry thoroughly.
4. Adhere the sticky-back fastener to the bracelet band. Add the soft loop side lengthwise to the back of the band to allow room to adjust bracelet. Adhere the scratchy hook side of fastener vertically to very edge of the band's front.

DRAGONFLY:

- Foamies® glitter craft foam sheets: hot pink, black
- Foamies® craft foam sheets: fuchsia, purple, light green

CUTTING:

Bracelet Band: hot pink glitter
Top Wing Detail: purple
Bottom Wing Detail: pink
Wing Base: fuchsia
Body & Antennae: black glitter
Vines & Leaves: light green

OUTER SPACE:

- Foamies® glitter craft foam sheets: black, silver
- Foamies® craft foam sheets: white, gray, red, tangerine, goldenrod

CUTTING:

Bracelet Band: black glitter
4 Four Point Stars & Dots: silver glitter
White Detailed Moon: white
Silver Moon Base: silver glitter
Spaceship & Fin: gray
Window: black glitter
Yellow Flame: goldenrod
Red Flame: red
Orange Flame: tangerine

SUNNY SKIES

- Foamies® glitter craft foam sheets: royal blue, gold, silver, white
- Foamies® craft foam sheets: goldenrod

CUTTING:

Bracelet Band: royal blue
Inner Gold Sun: gold glitter
Outer Yellow Sun & Center Swirl: goldenrod
Silver Moon Base: silver glitter
Left & Right Clouds: white glitter

Created by Jo-Ann Fabric and Craft Stores®

Skill Level 1: No experience necessary

Please read and follow all manufacturers' instructions for all tools and materials used.
Provide adult supervision if children participate in this project.
©2011 Jo-Ann Stores, Inc. All rights reserved.

JO-ANN
fabric and craft stores®
P152-264 • 152-351