



CROCHET | SKILL LEVEL: **INTERMEDIATE**

## ABBREVIATIONS

**Approx** =

Approximately

**Beg** = Begin(ning)(s)

**Ch** = Chain(s)

**Dc** = Double crochet

**Pat** = Pattern

**Rep** = Repeat

**RS** = Right side

**Rnd** = Round

**Sc** = Single crochet

**Sp(s)** = Space(s)

**St(s)** = Stitch(es)

**WS** = Wrong side

**W2dc** = Insert hook from front to back under first set of ch-sp 1 row below. (Yoh) twice and draw up a loop in indicated st. Yoh and draw through 2 loops on hook. Yoh and draw through 2 loops and ch-sp. (Yoh and draw through 2 loops on hook) twice.

**W3(4-5)dc** = Insert hook from front to back under first set of ch-sp 1 row below. [(Yoh) twice. Pull hook to front of work. Insert hook from front to back under next set of ch-sp row below] 1 (2-3) time(s). (Yoh) twice and draw up a loop in indicated st. (Yoh and draw through 2 loops on hook. Yoh and draw through 2 loops and ch-sp) 2 (3-4) times. (Yoh and draw through 2 loops on hook) twice.

**Yoh** = Yarn over hook



## Week 4 - Arrows II

See diagrams on pages 11-12.

**1st row:** With B, ch 3. 1 dc in each of next 5 sc. \*Ch 3. Skip next 3 sc. 1 dc in each of next 3 sc. Rep from \*, ending with: skip next 3 sc. 1 dc in each of last 2 sc. Turn.

**2nd row:** Ch 3. 1 dc in next dc. \*1 dc in next ch. \*Ch 3. Skip next 2 ch and dc. 1 dc in each of next 2 dc. Rep from \* to last 3 dc. 1 dc in each of last 3 dc. Turn.

**3rd row:** Ch 3. 1 dc in each of next 3 dc. \*Ch 3. Skip next dc and 2 ch. 1 dc in next ch. 1 dc in each of next 2 dc. Rep from \* to last dc. 1 dc in last dc. Turn.

**4th row:** Ch 3. 1 dc in each of next 3 dc. 1 dc in next ch. \*Ch 3. Skip next 2 ch and dc. 1 dc in each of next 2 dc. 1 dc in next ch. Rep from \*, ending with: ch 3. Skip next 2 ch and dc. 1 dc in each of last 3 dc. Turn.

**5th row:** With MC, ch 1. 1 sc in each of first 3 dc. \*(W5dc in next skipped sc 5 rows below) 3 times. 1 sc in each of next 3 dc. Rep from \* to last 2 dc. 1 sc in each of last 2 dc. Turn.

**6th row:** Ch 1. 1 sc in each st to end of row. Turn.



**7th row:** (RS). With MC, ch 3. 1 dc in next sc. \*Ch 3. Skip next 3 sc. 1 dc in each of next 3 dc. Rep from \* to last 3 sc. 1 dc in each of last 3 sc. Turn.

**8th row:** Ch 3. 1 dc in each of next 4 dc. \*Ch 3. Skip next dc and 2 ch. 1 dc in next ch. 1 dc in each of next 2 dc. Rep from \* to end of row. Turn.

**9th row:** Ch 3. 1 dc in each of next 3 dc. 1 dc in next ch. \*Ch 3. Skip next 2 ch and dc. 1 dc in each of next 2 dc. 1 dc in next ch. Rep from \*, ending with: Ch 3. Skip next 2 ch and dc. 1 dc in each of last 3 dc. Turn.

**10th row:** Ch 3. 1 dc in each of next 2 dc. \*Ch 3. Skip next dc and 2 ch. 1 dc in next ch. 1 dc in each of next 2 dc. Rep from \* to last 2 dc. 1 dc in each of last 2 dc. Join B. Turn.

**11th row:** With B, ch 1. 1 sc in each of first 5 dc. \*(W5dc in next skipped sc 5 rows below) 3 times. 1 sc in each of next 3 dc. Rep from \* to end of row. Turn.

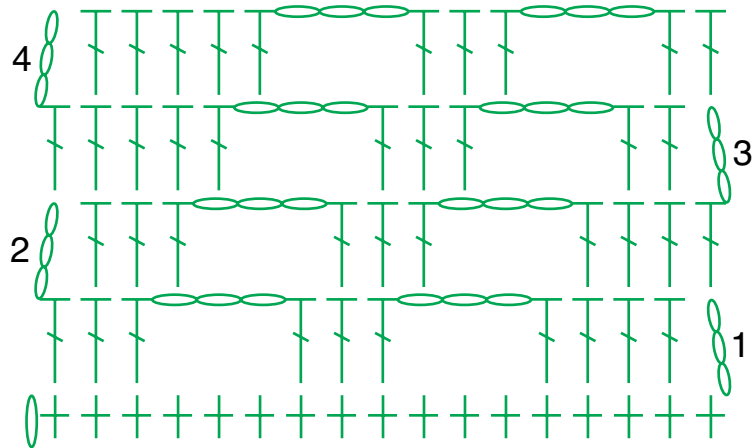
**12th row:** Ch 1. 1 sc in each st to end of row. Turn.



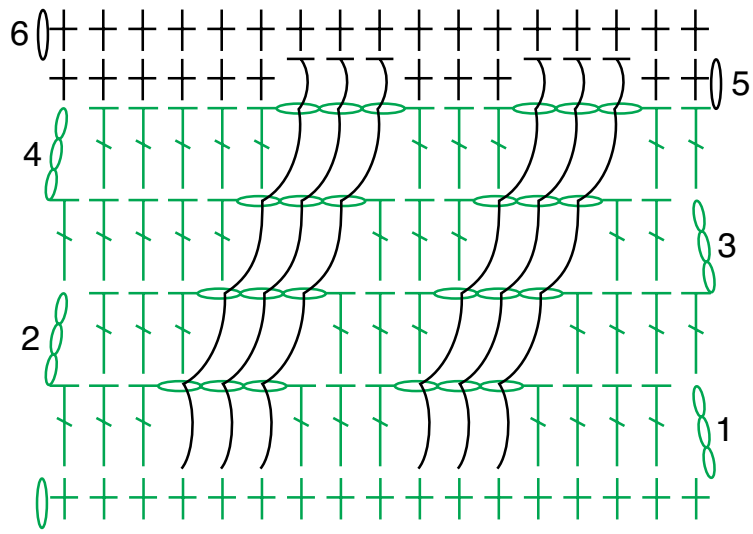
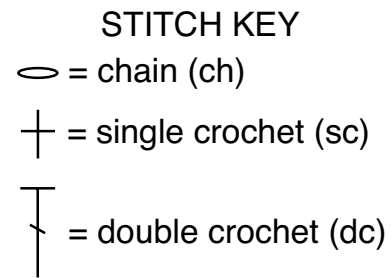
**13th row:** With MC, ch 3. 1 dc in each st to end of row. Turn.

**14th row:** Ch 1. 1 sc in each dc to end of row. Turn.

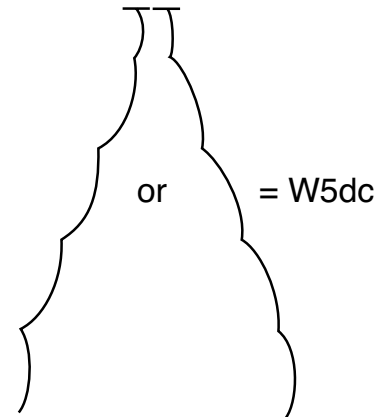
**15th and 16th rows:** Rep last 2 rows once more.

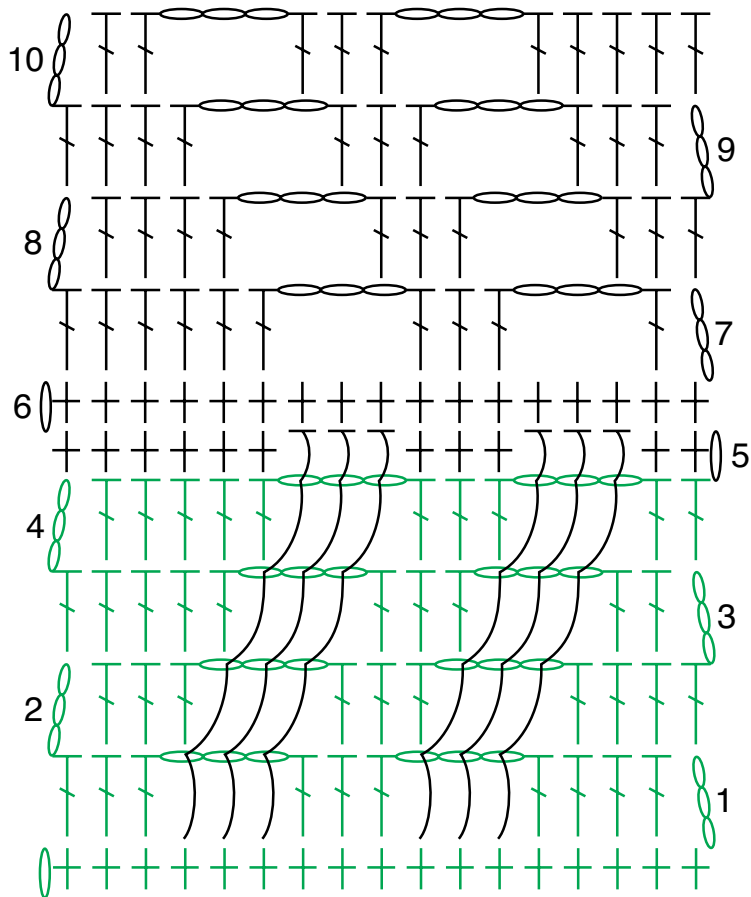


REDUCED SAMPLE OF ARROW II PATTERN  
1st through 4th row

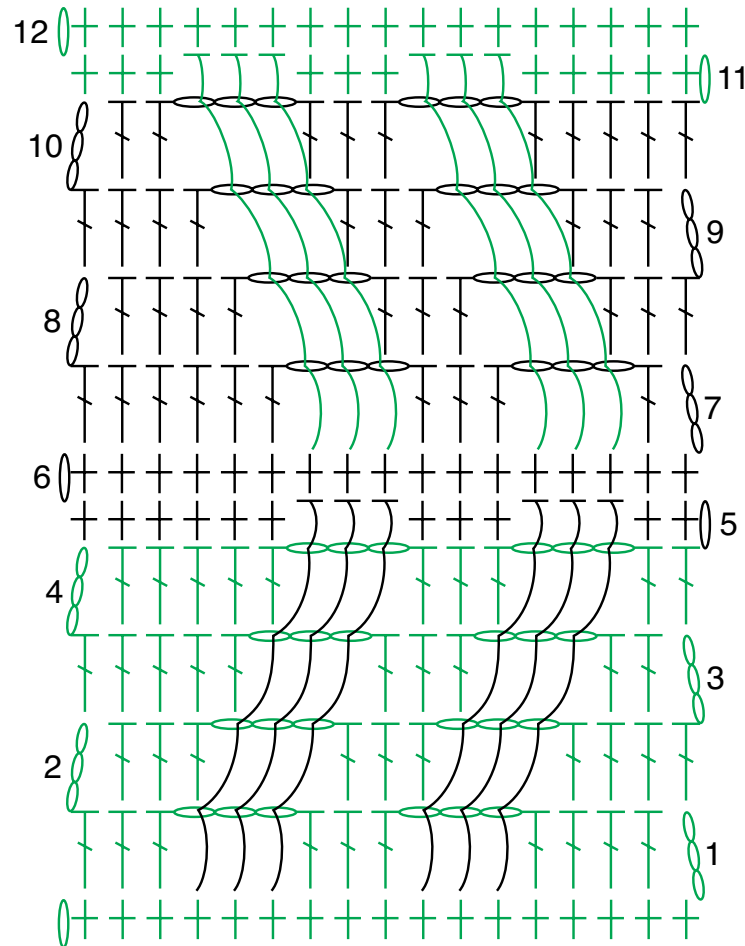


REDUCED SAMPLE OF ARROW II PATTERN  
1st through 6th row

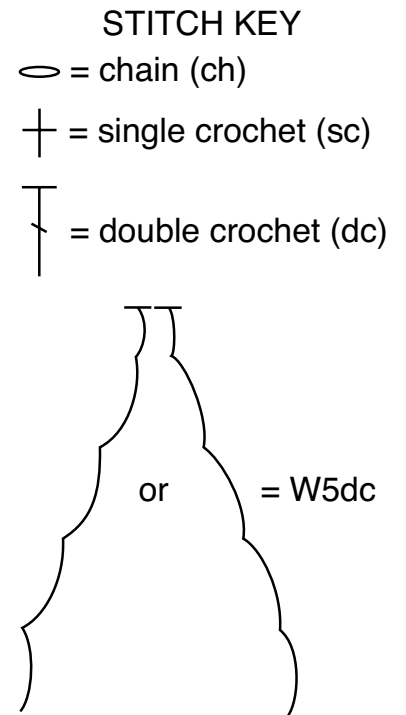




REDUCED SAMPLE OF ARROW II PATTERN  
1st through 10th row



REDUCED SAMPLE OF ARROW II PATTERN  
1st through 12th row







## Checks and Edging

Proceed in Check Pat as follows:


**1st row:** (RS). Ch 3. 1 dc each of next 4 sc. \*Ch 5. Skip next 5 sc. 1 dc in each of next 5 sc. Rep from \* to end of row. Turn.

Work from \*\* to \*\* as given for Checks from Week 1 on page 2, then rep 5th to 11th rows once more.


Fasten off (RS).

**Edging: 1st rnd:** (RS). Join MC with sl st to top right corner. Ch 1. Work in sc evenly around, having 3 sc in corners. Join with sl st to first sc.

**2nd rnd:** Ch 1. Draw up a loop in same sp as sl st (2 loops on hook).



Rotate hook 360 degrees to twist loops.



Yoh and draw through 2 loops on hook.



Rep from \* around. Join with sl st to first sc. Fasten off.

