



CROCHET  
SKILL LEVEL  
BEGINNER



### Yarn needed:

#### RED HEART® Super

**Saver®** - 1 skein each 324 Bright Yellow, 512 Turqua, and 312 Black or colors of your choice

### Tools needed:

- **Susan Bates®** Crochet Hook - 5.5 mm [US I-9]
- Yarn needle
- Small amount of stuffing,
- 1 jump ring for each emoji
- 1 split key ring for each emoji

### Gauge:

Gauge is not important for this project.

# Smiley Emoticon Key Chain

Make a bunch of these happy little emoticon key chains and you will always have a smile in your pocket.

**Project size:** One emoticon measures about 2½" [6.5 cm] in diameter, not including key ring.

## PATTERN


### Pattern Notes

1. Emoji is made from two head pieces.
2. Each head piece is worked in continuous rounds (spiral).
3. One head piece is embroidered with a smiley face. Then the head pieces are sewn together and lightly stuffed.
4. A split key ring is attached with a jump ring to the top of each finished emoji.


## SMILEY EMOTICON

### Head (make 2 - using Bright Yellow or Turqua yarn)

Make a slip knot and place it on the hook.



continued...



Chain 2.

**Round 1:** Work 6 single crochet (sc) in second chain (ch) from hook.




**Round 2:** Do not turn, work in continuous rounds (spiral), 2 sc in each of next 6 sc – 12 sc.



**Round 3:** [Sc in next sc, 2 sc in next sc] 6 times – 18 sc.



**Round 4:** [Sc in next 2 sc, sc in next sc] 6 times, slip st in first sc of this round – 24 sc.



Fasten off, leaving a long yarn tail for sewing pieces together.

Repeat all of the previous steps to make a second head piece.



continued...



## Embroider Face

With yarn needle and Black yarn, using photograph as a guide, embroider eyes and smile on one head piece.



## FINISHING

With yarn needle and yarn tails, whipstitch two head pieces together with smiley face facing out. Stuff the piece lightly before completing the seam.



Using yarn needle, weave in yarn tails.

Attach jump ring to split key ring, then attach split key ring to top of emoticon.



2015 - 2018  
**WOMEN'S CHOICE AWARD®**  
AMERICA'S MOST RECOMMENDED  
YARN BRAND