



MATERIALS

Bernat® Blanket™ (10.5 oz/300 g; 220 yds/201 m) or (5.3 oz/150 g; 108 yds/98 m)
Main Color (MC) Dark Grey (10044) or (00044) **610 yds/555 m or 3 (6) balls**
Contrast A Vintage White (10006) or (00006) **490 yds/445 m or 3 (5) balls**
Contrast B Pale Grey (10046) or (00001) **250 yds/230 m or 2 (3) balls**

Size U.S. N/15 (10 mm) crochet hook **or size needed to obtain gauge.**

ABBREVIATIONS:

Approx = Approximately
Ch = Chain(s)
Cont = Continue(ity) **Dc**
 = Double crochet

Dc3tog = (Yoh and draw up a loop in next stitch. Yoh and draw through 2 loops on hook) 3 times. Yoh and draw through 4 loops on hook.

Pat = Pattern
Rep = Repeat
RS = Right side **Yoh**
 = Yarn over hook

 CROCHET | SKILL LEVEL: **BEGINNER**

MEASUREMENTS

Approx 52" x 65" [132 x 165 cm].

GAUGE:

6 dc and 3 rows = 4" [10 cm].

STRIPE PAT

With MC, work 10 rows.

With A, work 10 rows.

STICHES USED:

With MC, work 5 rows.

With B, work 5 rows.

With A, work 10 rows.

With MC, work 10 rows.

These 55 rows form Stripe Pat.

INSTRUCTIONS:

With MC, ch 115 (see chart).

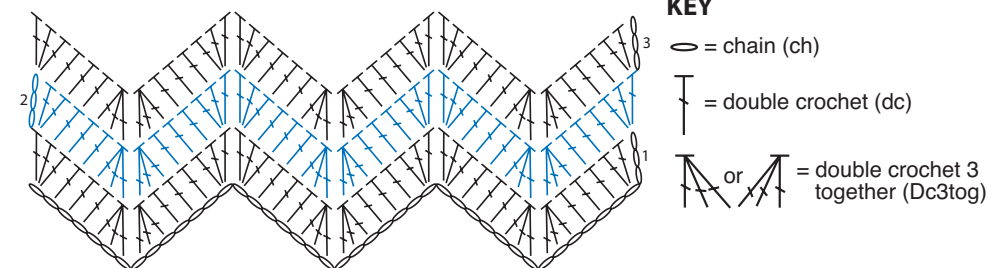
1st row: (RS). 2 dc in 4th ch from hook (counts as 2 dc). 1 dc in each of next 3 ch. (Dc3tog) twice. 1 dc in each of next 3 ch. *3 dc in each of next 2 ch. 1 dc in each of next 3 ch. (Dc3tog) twice. 1 dc in each of next 3 ch. Rep from * to last ch. 3 dc in last ch. Turn.

2nd row: Ch 3 (counts as dc). 2 dc in first dc. 1 dc in each of next 3 dc. (Dc3tog) twice. 1 dc in each of next 3 dc. *3 dc in each of next 2 dc. 1 dc in each of next 3 dc. (Dc3tog) twice. 1 dc in each of next 3 dc. Rep from * to last dc. 3 dc in last dc. Turn.





Rep 2nd row for pat.

First 2 rows of Stripe Pat are complete. Cont in Stripe Pat until 55 rows of Stripe Pat have been worked. Fasten off.

CHART



KEY

 = chain (ch)
 = double crochet (dc)
 or  = double crochet 3 together (Dc3tog)

REDUCED SAMPLE OF PATTERN