



9 Patch Quilt

Cut Guide for Fabric A Strips:


1. Stitch together 2.5" x 44" strips of Fabric A, Fabric D, Fabric A
 2. Cut (12) 2.5" three-section pieces



1. Stitch together 2.5" x 44" strips of Fabric A, Fabric E, Fabric A
 2. Cut (12) 2.5" three-section pieces



1. Stitch together 2.5" x 22" strips of Fabric A, Fabric C, Fabric A
 2. Cut (8) 2.5" three-section pieces




1. Stitch together 2.5" x 22" strips of Fabric E, Fabric A, Fabric D
 2. Cut (7) 2.5" three-section pieces



1. Stitch together 2.5" x 14" strips of Fabric C, Fabric A, Fabric E
 2. Cut (5) 2.5" three-section pieces



1. Stitch together 2.5" x 9" strips of Fabric D, Fabric A, Fabric C
 2. Cut (3) 2.5" three-section pieces



1. Stitch together 2.5" x 2.5" squares of Fabric D, Fabric A, Fabric D



Fabric A




Fabric B



Fabric C



Fabric D



Fabric E

9 Patch Quilt

Cut Guide for Fabric B Strips:


1. Stitch together 2.5" x 44" strips of Fabric B, Fabric C, Fabric B
 2. Cut (12) 2.5" three-section pieces



1. Stitch together 2.5" x 44" strips of Fabric B, Fabric D, Fabric B
 2. Cut (12) 2.5" three-section pieces




1. Stitch together 2.5" x 22" strips of Fabric B, Fabric E, Fabric B
 2. Cut (8) 2.5" three-section pieces



1. Stitch together 2.5" x 22" strips of Fabric D, Fabric B, Fabric C
 2. Cut (7) 2.5" three-section pieces



1. Stitch together 2.5" x 14" strips of Fabric C, Fabric B, Fabric E
 2. Cut (5) 2.5" three-section pieces



1. Stitch together 2.5" x 9" strips of Fabric E, Fabric B, Fabric D
 2. Cut (3) 2.5" three-section pieces



1. Stitch together 2.5" x 2.5" squares of Fabric D, Fabric B, Fabric D



Fabric A




Fabric B



Fabric C




Fabric D



Fabric E

9 Patch Quilt




Fabric A



Fabric B



Fabric C



Fabric D



Fabric E